

# **Versant Pro - Speaking**

## Tutorial Guide

[www.VersantTest.com](http://www.VersantTest.com)

# Versant Pro – Speaking

## *Introduction*

Welcome to the Versant Pro – Speaking test. This accurate and reliable test quickly measures proficiency in English communication in workplace contexts, and includes speaking and listening. This test can be used to screen job applicants and employees in corporate and government settings, and teachers and international teaching assistants in higher education settings.

**The Versant Pro – Speaking test should take approximately 25 minutes to complete. You will need access to a computer connected to the Internet, the Computer Delivered Testing (CDT) software installed, and a headset with a microphone connected to your computer.**

This Tutorial Guide will lead you through each part of the Versant Pro – Speaking test. Before you begin the test, please read this guide to familiarize yourself with the instructions for each section and general Do's and Don'ts. The Listening & Speaking part consists of 8 sections (Parts A - H).

# Versant Pro – Speaking

## *Taking a Test*

1. Put on a headset and adjust the volume settings.
2. Enter your Test Identification Number and click “Start” to begin the test.
3. Take the test by responding to the test questions.
4. Check your score on [www.VersantTest.com](http://www.VersantTest.com).\*



\*Note: Access to your test score may be locked by your test administrator. If so, please contact your test administrator for further details.

# Versant Pro – Speaking

## Test Overview

Part	Item Type	Task	Skill(s) Assessed	Time to Answer
A	Read Aloud	See a paragraph on the screen and read it out loud.	Pronunciation and Fluency	30 seconds
B	Repeat	Hear a sentence and repeat it word-for-word.	Pronunciation, Fluency, and Sentence Mastery	15 seconds
C	Questions	Hear a question and answer it with one word or a few words.	Vocabulary	15 seconds
D	Sentence Builds	Hear 3 groups of words, re-arrange them to form a sentence, and say the sentence out loud.	Pronunciation, Fluency, and Sentence Mastery	15 seconds
E	Story Retellings	Hear a story and retell it in your own words.	Pronunciation, Fluency, Vocabulary, and Sentence Mastery	30 seconds
F	Response Selection	Hear a sentence followed by 3 possible responses. Click on A, B, or C to select the correct response.	Listening Comprehension	15 seconds
G	Conversations	Hear a conversation followed by a question. Answer the question with a few words.	Listening Comprehension	8 seconds
H	Passage Comprehension	Hear a passage followed by 3 questions. Answer each question with one word or a few words.	Listening Comprehension	8 seconds

# Part A: Read Aloud

## Overview

- You will see a paragraph, and you read the paragraph out loud.
- There are 2 Reading Aloud questions.

## Scores

- This section assesses your Pronunciation and Fluency.

## Instructions

- On the Instruction page, you will see and listen to the instructions.
- Then, the Question page will appear, and you will see the first passage.
- Once the paragraph appears, you should begin reading. You will have 30 seconds to read it.
- After 30 seconds, the next passage will appear. If you do not finish reading in 30 seconds, that is okay.
- You can see how many questions you have answered in the upper right hand corner of the screen.
- After you have answered the last question, a beep will signal the end of the section.

## Do's and Don'ts

- DO read smoothly and accurately in a clear voice.
- DO start reading as soon as the passage appears.
- DON'T over-articulate (as though talking to a child).
- DON'T read too quickly. This is not a speed reading test.

## Instruction Page

PEARSON

Versant Pro - Speaking  
(Sample)

Part A: Read Aloud

Read the passage aloud smoothly and naturally in a clear voice. You will be stopped after 30 seconds. This is not a speed reading test. You may not be able to finish reading the entire passage, but that is okay. When your time is up, you will automatically move on to the next item.

© 2010 Pearson Education, Inc. or its affiliates. All rights reserved.

## Question Page

PEARSON

Versant Pro - Speaking  
(Sample)

Question Number  
1 of 1

Part A: Read Aloud

We have several offices for rent in a large office building. The building is surrounded by trees. All offices have private balconies and hardwood floors. There are many features including an outdoor eating area and a shower. The location is within a few steps of many shops and cafes.

© 2010 Pearson Education, Inc. or its affiliates. All rights reserved.

# Part B: Repeat

## Overview

- You will hear a sentence spoken, and you repeat the sentence word-for-word.
- There are 16 Repeat questions.

## Scores

- This section assesses your Pronunciation, Fluency and Sentence Mastery.

## Instructions

- On the Instruction page, you will see and listen to the instructions and an example.
- Then, the Question page will appear, and you will hear the first question. You will hear the sentence only once.
- Once the question finishes, you should repeat exactly what you heard.
- If you cannot answer, stay silent or say "I don't know".
- After a few seconds, you will hear the next question.
- You can see how many questions you have answered in the upper right hand corner of the screen.
- After you have answered the last question, a beep will signal the end of the section.

## Do's and Don'ts

- DO speak smoothly and naturally in a clear voice.
- DO respond immediately to all questions.
- DON'T over-articulate (as though talking to a child).
- DON'T take notes or write.

## Instruction Page

PEARSON Versant Pro - Speaking (Sample)

Part B: Repeat

Please repeat each sentence that you hear.

Example:

You hear: "Prices are going up."  
You say: "Prices are going up."

© 2010 Pearson Education, Inc. or its affiliates. All rights reserved.

## Question Page

PEARSON Versant Pro - Speaking (Sample) Question Number 1 of 2

Part B: Repeat

Please repeat each sentence that you hear.

© 2010 Pearson Education, Inc. or its affiliates. All rights reserved.

# Part C: Questions

## Overview

- You will hear a question spoken, and you give a simple answer to the question.
- There are 20 Questions.

## Scores

- This section assesses your Vocabulary.

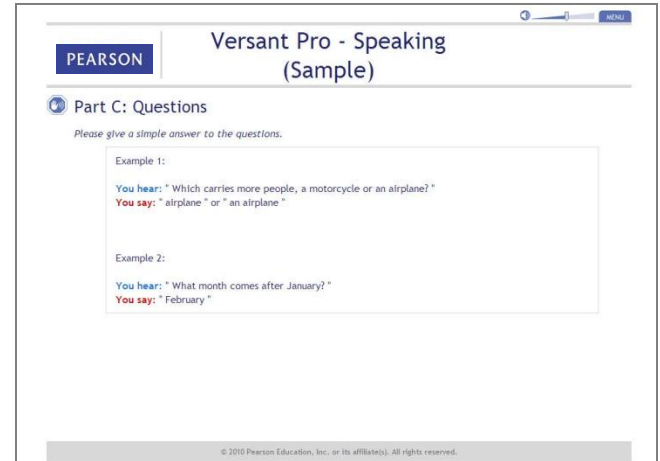
## Instructions

- On the Instruction page, you will see and listen to the instructions and an example.
- Then, the Question page will appear, and you will hear the first question. You will hear the question only once.
- Once the question finishes, you should answer the question with one word or a few words.
- If you cannot answer, stay silent or say "I don't know".
- After a few seconds, you will hear the next question.
- You can see how many questions you have answered in the upper right hand corner of the screen.
- After you have answered the last question, a beep will signal the end of the section.

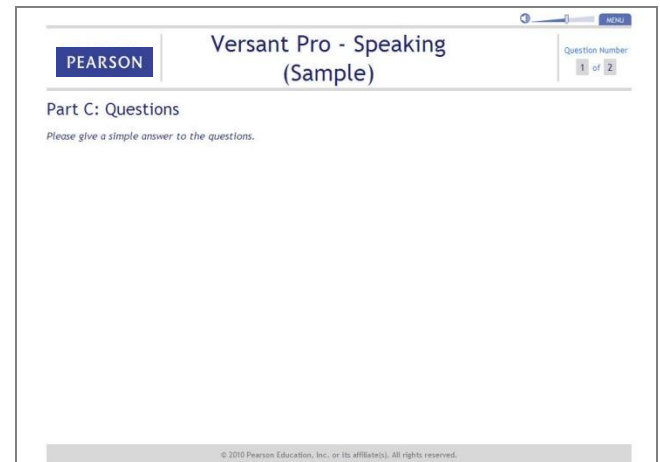
## Do's and Don'ts

- DO speak smoothly and naturally in a clear voice.
- DO respond immediately to all items.
- DO answer the questions with just one word or a few words.
- DON'T over-articulate (as though talking to a child).
- DON'T take notes or write.

## Instruction Page



## Question Page



# Part D: Sentence Builds

## Overview

- You will hear 3 word groups spoken, and you rearrange the word groups to form a sentence and say the correct sentence out loud.
- There are 10 Sentence Build questions.

## Scores

- This section assesses your Pronunciation, Fluency and Sentence Mastery.

## Instructions

- On the Instruction page, you will see and listen to the instructions and an example.
- Then, the Question page will appear, and you will hear the first question. You will hear the question only once.
- Once the question finishes, you should answer the question by rearranging the word groups and saying the correct sentence out loud.
- If you cannot answer, stay silent or say "I don't know".
- After a few seconds, you will hear the next question.
- You can see how many questions you have answered in the upper right hand corner of the screen.
- After you have answered the last question, a beep will signal the end of the section.

## Do's and Don'ts

- DO speak smoothly and naturally in a clear voice.
- DO respond immediately to all questions.
- DON'T over-articulate (as though talking to a child).
- DON'T take notes or write.

## Instruction Page

PEARSON Versant Pro - Speaking (Sample)

Part D: Sentence Builds

Please rearrange the word groups into a sentence.

Example:

You hear: " finished by April " ... " must be " ... " our projects "

You say: " Our projects must be finished by April. "

© 2010 Pearson Education, Inc. or its affiliates. All rights reserved.

## Question Page

PEARSON Versant Pro - Speaking (Sample) Question Number 1 of 2

Part D: Sentence Builds

Please rearrange the word groups into a sentence.

© 2010 Pearson Education, Inc. or its affiliates. All rights reserved.

# Part E: Story Retellings

## Overview

- You will hear a short story spoken, and you retell the story in English as best you can.
- There are 3 Story Retelling questions.

## Scores

- This section assesses your Pronunciation, Fluency, Vocabulary, and Sentence Mastery.

## Instructions

- On the Instruction page, you will see and listen to the instructions.
- Then, the Question page will appear, and you will hear the first story. You will hear the story only once.
- At the end of the story, you will hear a beep. Then, you should retell the story as best you can. You will have 30 seconds.
- If you cannot answer, stay silent or say "I don't know".
- After 30 seconds, you will hear another beep signaling the end of the question and the next story will begin.
- You can see how many questions you have answered in the upper right hand corner of the screen.
- After you have answered the last question, a beep will signal the end of the section.

## Do's and Don'ts

- DO speak smoothly and naturally in a clear voice.
- DO respond immediately to all questions.
- DO retell as much of the story as you can.
- DON'T over-articulate (as though talking to a child).
- DON'T take notes or write.

## Instruction Page

The screenshot shows the 'Instruction Page' for 'Versant Pro - Speaking (Sample)'. The Pearson logo is in the top left. The page title is 'Versant Pro - Speaking (Sample)'. Below the title, it says 'Part E: Story Retellings'. The instructions are: 'You will hear a short story. After the story, you will have 30 seconds to retell the story in English as best you can. Try to retell as much of the story as you can, including the situation, characters, actions, and ending.' A copyright notice is at the bottom: '© 2010 Pearson Education, Inc. or its affiliates. All rights reserved.'

## Question Page

The screenshot shows the 'Question Page' for 'Versant Pro - Speaking (Sample)'. The Pearson logo is in the top left. The page title is 'Versant Pro - Speaking (Sample)'. In the top right corner, it says 'Question Number 1 of 1'. Below the title, it says 'Part E: Story Retellings'. The instructions are: 'You will hear a short story. After the story, you will have 30 seconds to retell the story in English as best you can. Try to retell as much of the story as you can, including the situation, characters, actions, and ending.' A copyright notice is at the bottom: '© 2010 Pearson Education, Inc. or its affiliates. All rights reserved.'

# Part F: Response Selection

## Overview

- You will hear a sentence spoken followed by three possible responses. You click letter A, B, or C to choose the correct response.
- There are 16 Response Selection questions.

## Scores

- This section assesses your Listening Comprehension.

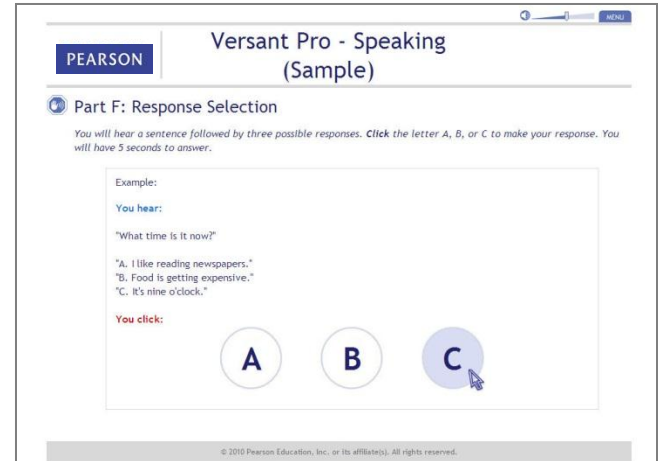
## Instructions

- On the Instruction page, you will see and listen to the instructions and an example.
- Then, the Question page will appear, and you will hear the first question. You will hear the question only once.
- Click letter A, B, or C to choose to correct response. Then click "Next". You will have 5 seconds to respond.
- If you do not click "Next" in 5 seconds, what you have clicked will be saved automatically and the next question will begin.
- You can see how many questions you have answered in the upper right hand corner of the screen.
- After you have answered the last question, a beep will signal the end of the section.


## Do's and Don'ts

- DO use the mouse to click letter A, B, or C.
- DON'T speak your answer.

## Instruction Page



## Question Page



# Part G: Conversations

## Overview

- You will hear a short conversation followed by a question, and you give a short, simple answer to the question.
- There are 12 Conversation questions.

## Scores

- This section assesses your Listening Comprehension.

## Instructions

- On the Instruction page, you will see and listen to the instructions and an example.
- Then, the Question page will appear, and you will hear the first conversation.
- Once the conversation finishes, you will hear a question. You should answer the question with a few words. You will hear the conversation and question only once.
- If you cannot answer, stay silent or say "I don't know".
- After a few seconds, you will hear the next question.
- You can see how many questions you have answered in the upper right hand corner of the screen.
- After you have answered the last question, a beep will signal the end of the section.

## Do's and Don'ts

- DO speak smoothly and naturally in a clear voice.
- DO respond immediately to all question.
- DO answer the questions with only a few words.
- DON'T over-articulate (as though talking to a child).
- DON'T take notes or write.

## Instruction Page

PEARSON Versant Pro - Speaking (Sample)

Part G: Conversations

You will hear a conversation between two people, followed by a question. Give a short, simple answer to the question.

Example:

You hear:

Speaker 1: "Lucy, can you come to the office early tomorrow?"  
Speaker 2: "Sure, what time?"  
Speaker 1: "7:30 would be great."

Question: "What will Lucy have to do tomorrow morning?"

You say:  
"Go to the office early" or "She will go to the office at 7:30."

© 2010 Pearson Education, Inc. or its affiliates. All rights reserved.

## Question Page

PEARSON Versant Pro - Speaking (Sample)

Question Number 1 of 2

Part G: Conversations

You will hear a conversation between two people, followed by a question. Give a short, simple answer to the question.

© 2010 Pearson Education, Inc. or its affiliates. All rights reserved.

# Part H: Passage Comprehension

## Overview

- You will hear a short passage followed by 3 questions, and you give a short, simple answer to the questions.
- There are 3 Passage Comprehension questions and each passage has 3 questions.

## Scores

- This section assesses your Listening Comprehension.

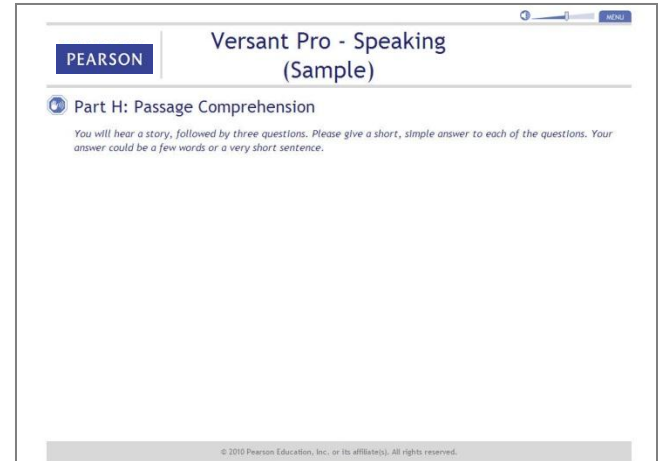
## Instructions

- On the Instruction page, you will see and listen to the instructions.
- Then, the Question page will appear, and you will hear the first passage. You will hear the passage only once.
- Once the passage finishes, you will hear 3 questions. You should answer each question with a few words or a short sentence.
- If you cannot answer, stay silent or say "I don't know".
- After a few seconds, you will hear the next question.
- You can see how many questions you have answered in the upper right hand corner of the screen.
- After you have answered the last question, a beep will signal the end of the section.

## Do's and Don'ts

- DO speak smoothly and naturally in a clear voice.
- DO respond immediately to all questions.
- DO answer the questions with a few words or a short sentence.
- DON'T over-articulate (as though talking to a child).
- DON'T take notes or write.

## Instruction Page



PEARSON

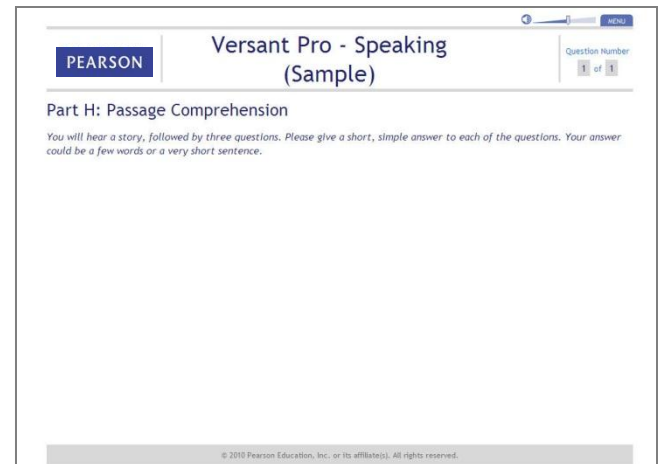
Versant Pro - Speaking  
(Sample)

Part H: Passage Comprehension

You will hear a story, followed by three questions. Please give a short, simple answer to each of the questions. Your answer could be a few words or a very short sentence.

© 2010 Pearson Education, Inc. or its affiliates. All rights reserved.

## Question Page



PEARSON

Versant Pro - Speaking  
(Sample)

Question Number  
1 of 1

Part H: Passage Comprehension

You will hear a story, followed by three questions. Please give a short, simple answer to each of the questions. Your answer could be a few words or a very short sentence.

© 2010 Pearson Education, Inc. or its affiliates. All rights reserved.

# Versant Pro – Speaking

## *Practice Test*

Get prepared for your Versant Pro – Speaking test.

To purchase a practice test, please visit:

[www.VersantTest.com](http://www.VersantTest.com)